

Care Resource delivered high-quality, comprehensive care to more than 125,000 patients in our medically underserved community, leveraging the federal and state investments necessary to bring health care where it would otherwise not exist.

COVID-19 Response

We expanded medical and behavioral telehealth services to safely treat patients, as well as efforts in providing education and treating those with the virus.

Total COVID-19 Tests

8,200

Total Vaccines

1,900

Delivered to patients, residents, and providers across our service communities.



Vision

To expand our continuum of health services and care in response to the growing needs of the underserved and hard-to-reach populations of South Florida.

Mission & Impact

Through education, research, care, treatment, and support services, Care Resource improves upon the health and overall quality of life of our diverse South Florida communities in need.

Total Visits
125,742

Including medical, dental, behavioral health, case management, STI & wellness screenings.

Healthcare Safety Net

Care Resource is a healthcare safety net for 1.5 million low-income, uninsured, and underinsured individuals in Miami-Dade and Broward Counties.

Charity Care
\$6,265,000

Community Benefit
\$4,865,000

87% of Care Resource patients report incomes at or below 200% of the poverty level and 66% either had no insurance or were enrolled in Medicaid.

Financials & Patient Statistics




- 85%** Patient Care
- 7%** Administrative Costs & Overhead
- 7%** Investments in Expansion & Construction
- 1%** Fundraising

FY20 Revenue:
\$96,301,955

Audited financial statements are available upon request.

Patient Statistics



Total Patients Cared for:

24,762 Care Resource Patients
1,707 Food for Life Network Clients
26,469 Total



Total Visits Provided

125,742 Care Resource Visits
28,932 Food for Life Visits
154,674 Total

Patient Statistics

Insurance Status

Uninsured	53%
Private Insurance	38%
Public Insurance	9%

Service Visits

41,459	Medical Visits
40,054	Case Management Visits
28,932	Food for Life Network Grocery Bags & Home Deliveries
23,478	Behavioral Health Visits
4,762	Substance Use Visits
10,841	STI/Wellness Screenings
8,508	Dental Visits
1,402	Nutritionist Visits

Gender

57%	Male
39%	Female
3%	Transgender
1%	Other/Chose Not to Disclose

Race

73%	Caucasian
19%	African American
6%	Unreported/Chose Not to Disclose
1%	Multiple/Other
1%	Asian

Ethnicity

55%	Hispanic/Latino
43%	Non-Hispanic/Latino
2%	Unreported/Chose Not to Disclose

Sexual Health

HIV Tests	4,560
Patients Living with HIV/AIDS	3,746
Tests for Sexually Transmitted Infections (STIs)	2,523
HIV+Patients engaged in Care	463
Newly Diagnosed	85
Previous Positives	378
Patients Enrolled in PrEP/nPEP Services	341

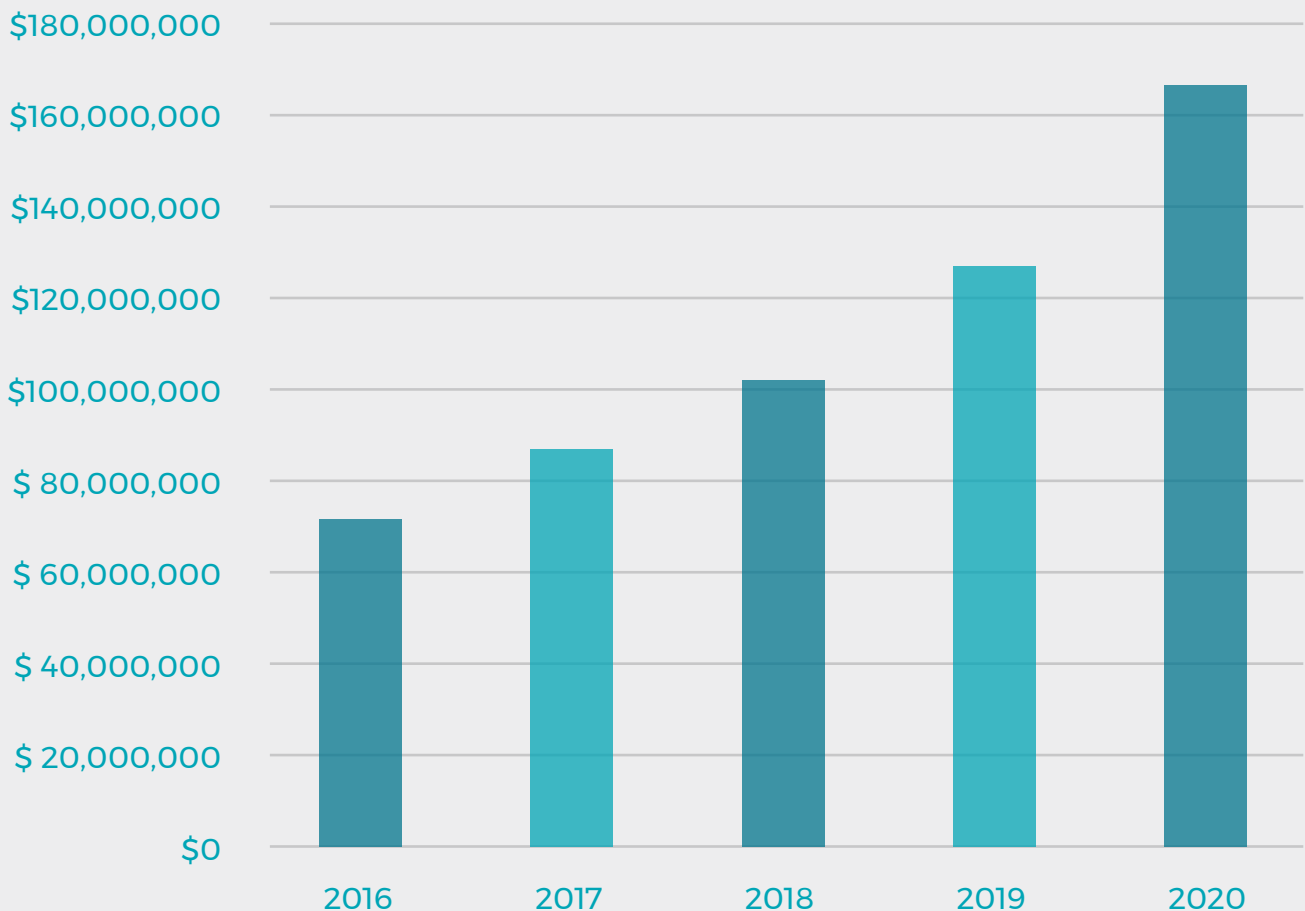
Age

6%	0-17
6%	18-25
43%	25-44
40%	45-64
6%	65+

Benefits To Economic Health Of Community

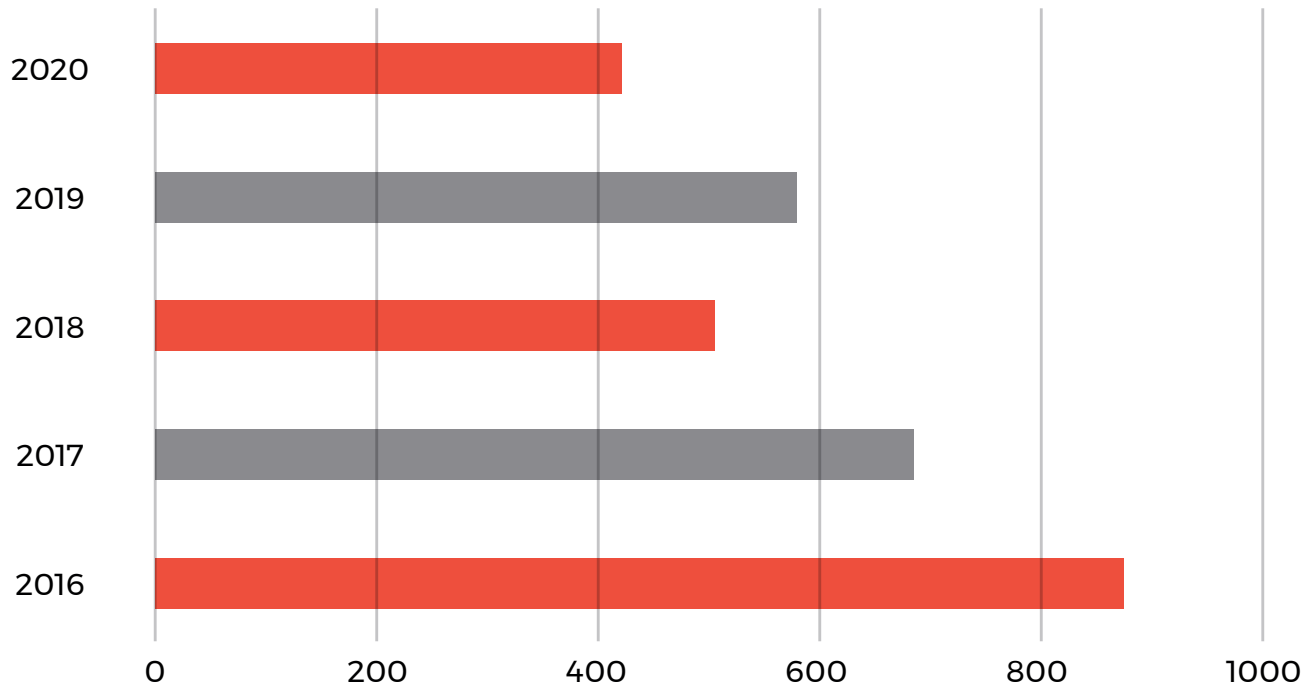
Care Resource created an overall economic impact in 2020 of \$171.5 million, according to the state Primary Care Association. There is a return on investment of 183% for each \$1.00 invested in Care Resource.

Economic Impact



Data from the Florida Association of Community Health Center's Report on the Economic Impact of Care Resource
<https://careresource.org/wp-content/uploads/2021/08/FACHC-2020-Eco-Impact-Study-Care-Resource-Community-Health-Centers.pdf>

2016-2020 Job Creation



Care Resource accounted for 883 jobs in 2020 throughout its service area, providing jobs both at the health centers and throughout the neighborhoods and communities where they are located.

In addition to 364 CHC direct jobs, 519 additional indirect/induced jobs are sustained as a result of activity generated by Care Resource and its staff.

care|resource

Your Community's Source
for Healthcare

f /CareResource

t @CareResourceFL

@ #CareResource

CARERESOURCE.ORG

Compassionate.

Competent.

Committed.